

2

Demographic Transformations in the Light of Technological Development: Types of Demographic Reproduction in the Past and in the Future

Leonid Grinin

*HSE University and Institute of Oriental Studies,
Russian Academy of Sciences, Moscow, Russia*

Anton Grinin

Lomonosov Moscow State University, Russia

Andrey Korotayev

*HSE University, Moscow, Russia;
Russian Presidential Academy of National Economy
and Public Administration, Moscow, Russia*

Abstract

The analysis of the demographic component and demographic dimension of historical process has not been sufficiently studied in the social sciences. The demographic development of humankind is even more rarely studied in its close connection with technological development. However, this is an extremely important aspect that can not only explain essential dimensions of the development, but also provide a basis for explaining current processes and forecasting our futures. Moreover, in many ways, it is an integral aspect of analysis, because it focuses on people, the population, which is the main subject of society and humanity. This work, consisting of two articles, aims at providing a theoretical framework for the correlation between the development of production and technology, on the one hand, and demographic transformations, on the other, during the historical process, and to describe all major demographic transformations during human history. The work describes the historical types

*History & Mathematics: Long-Term Trends and Our Future 2025
57-98 DOI: 10.30884/978-5-7057-6469-3_03*

of population reproduction (TPR) and the reasons for their change. All this makes it possible to make a forecast about the vectors and main features of the coming demographic transformation in the 21st century.

In the first article we described theoretical approaches and models of the correlation between production revolutions (Agrarian, Industrial and Cybernetic) and the largest demographic transformations, and also noted the important factors influencing the population growth and its limitations. We showed that the production revolution and the development of the production principle cycle in general change the type of population reproduction, and together they provide the most powerful impulse for the qualitative reorganization of the entire social structure and social relations and further world-system configurations. Thus, every production revolution is followed by a fundamental change in demography.

In the present (second) article, the relationship between each production revolution and each production principle, on the one hand, and demographic transformations and type of population reproduction, on the other hand, is analyzed not just in a theoretical model, but in connection with the specific course of the historical process and those quantitative data, which science currently has at its disposal. When considering the defined correlation between transformations in production and demography, we give explanation to many important peculiarities.

All these ideas about demographic trends from the Upper Paleolithic to the end of the 21st century have also been summarized by us in a convenient tabular form. A particular attention is given to the analysis of the demographic transition in connection with the demographic transformations taking place in the last seven to eight decades; in addition, the connection between the ongoing Cybernetic Revolution and global aging is revealed. Forecasts are made about future demographic transformations associated with the development of the aging process and the formation of a new type of population reproduction. The article was prepared as a part of the research work of the state task of the RANEP.

Keywords: demographic revolution, demographic transition, production revolution, largest demographic transformations, type of population reproduction, World System, ecological niche, population growth constraints, production principle, productive forces, global aging, Cybernetic Revolution.

Introductory Notes

To begin with, here are the main ideas which we discussed in the previous paper:

1) every production revolution is followed by a fundamental change in demography. And vice versa. The population growth causes such changes in society and intersocietal relations, in communications and diffusion of innovations which greatly accelerate technological development;

2) a production revolution and the progress of the cycle of a production principle in general change the type (or pattern) of demographic reproduction, and together they give a powerful impetus to a qualitative reorganization of the whole social structure and social relations in the World System and in the most countries (societies).

There are four production principles: 1. Hunter-Gatherer; 2. Craft-Agrarian; 3. Trade-Industrial; 4. Scientific-Cybernetic and three production revolutions: 1) the Agrarian Revolution; 2) the Industrial Revolution, and 3) the Cybernetic Revolution (for more details see the first article).

In this article, we analyze the relationship between each production revolution and each production principle, on the one hand, and demographic transformations and type of population reproduction, on the other hand, not just in a theoretical model, but in connection with the specific course of the historical process and those quantitative data, which science currently has at its disposal. On this base, we will make our forecasts concerning the demographic transition in connection with the demographic transformations taking place in the last seven to eight decades; in addition, the connection between the ongoing Cybernetic Revolution and global aging is revealed. Forecasts are made about future demographic transformations associated with the development of the societal aging process and the formation of a new type of population reproduction.

General Demographic Changes During Production Revolutions and Production Principles

The Hunter-Gatherer Production Principle

The Hunter-Gatherer Production Principle corresponds to the type of population reproduction (TPR), which we denote as the *type of simple reproduction* (it can also be called natural [see Table 5]). It is characterized by a lower birth rate than in agrarian societies, since the lifestyles impeded female high fertility and ability to raise many children, and also by a medium-high mortality rate (see about it in the first article). As a result, the population only hardly reproduced itself, and its very slow growth occurred to a high extent due to the settlement of new territories (Siberia, America, territories freed from glaciers in Northern Eurasia, *etc.* [see Grinin, Grinin, and Korotayev 2020]).

On the World Population in the Upper/Late Paleolithic (40,000–12,000 Years Ago)

The assumptions about the total world population during this period are based on calculations of a possible population density, which was extremely low;

although, in turn, it varied greatly depending on local natural environment.¹ The population estimates for the Lower Paleolithic vary greatly from 1 million to 10 million people (Thomlinson 1975; Kapitza 2009: 38; Livi-Bacci 2017; Korotayev 2020a; for more details, see Korotayev, Komarova, and Khaltourina 2007: 14–15). But we believe that the real figures were much closer to the larger figure than to the smaller one. Sergey Kapitza (2006: 19; 2009: 38) estimates the population at about 10–15 million referring to the later date of 9–10 thousand years ago. This was the very beginning of the Agrarian Revolution and it could already be its contribution to the population growth, but only in some and relatively small areas, so it is rather unlikely that the population could grow one and a half to two times within two or three thousand years only due to this phenomenon. Here an important factor was the warming during the Holocene, whereas vast territories were cleared from ice and were settled.

On the Population Growth Rate

The world population generally grew so slowly that it could only be distinguished on a secular or even millennial scale. According to some data, the population during the Paleolithic increased only by 3–8 % (per millennium!), that is, by 0.003–0.008 % per year (Valentei 1974: 236; Vishnevsky 2005: 30; Livi-Bacci 2017: 25, Table 1.2). Of course, in some particularly favorable places the population growth could be considerably faster but, on the other hand, many groups often experienced depopulation, and the climate during most of the Upper Paleolithic (40–15 thousand years ago) was quite severe over a large area and demonstrated significant fluctuations (*e.g.*, Bruxelles and Jarry 2011; Clark *et al.* 2019). As for the growth of the world population during the Upper Paleolithic, here the estimates should be considered as hypothetical. However, they can provide some insight. Kapitza (2009: 37–38), citing Lutz 1994, gives a table that shows that 1.6 million years ago the primordial population was 100 thousand people (*Ibid.*: 38, Table 1). However, already at the beginning of the Upper Paleolithic (*i.e.*, 40 thousand years ago), the number of people is estimated at 1–5 million (*Ibid.*: 38, Table 1),² which is quite consistent with the above estimates.

¹ According to some data, the average population density in the pre-agrarian era was 0.1 people per 1 sq. km. of land (see, *e.g.*, Childe 2012 [1942]: ch. 2; Andrianov 1978: 21). At the same time, this density fluctuated significantly. In the most favorable areas, it reached 0.66 people per 1 sq. km (Childe 2012 [1942]: Ch. 2). In less favorable areas, the density was one person per hundreds of kilometers. Thus, according to Boris Dolgikh, in the 17th century among the Yukaghirs, one person was found per 200–300 sq. km (Andrianov 1978: 22). A similar situation was observed among the Tungus hunters (see Dolgikh 1960: 15). And according to David Christian's calculations (Christian 2004: 198), the average population density in the period around 10 thousand years BC was one person per 25 sq. km (*i.e.*, even less than according to Andrianov's estimates of one person per 10 sq. km).

² But here one should keep in mind that 1.6 million years ago *Homo habilis* lived in East Africa, and it was not a direct ancestor of *Homo sapiens*, whose number at the very beginning was less than 100 thousand (perhaps, even around 30 thousand). Therefore, it would be more correct to start calculating the growth of the human population from the first *Homo sapiens*, who lived in Africa (and not only in East) 200–300 thousand years ago.

Thus, according to these assumptions, the population growth during the Lower Paleolithic was noticeably lower than that of the Cro-Magnons and amounted to only some tenths of a percent per millennium (compare with 3–8 % per millennium during the Lower Paleolithic). As to the scale of population growth in absolute terms, according to Sergey Kapitza (2006: 19), ‘By the onset of the Neolithic 9–10 thousand years ago, the absolute growth rate was already ten thousand times greater than at the beginning of the Stone Age’. In general, such growth is not surprising, since the cultural and material level of the Cro-Magnons, including the ability to speak, was noticeably higher than that of the first sapiens.

The Craft-Agrarian Production Principle

The transition from hunting-gathering economy to agriculture, that is, the Agrarian Revolution, eventually increased population by ten times compared to the pre-agrarian period. While before the start of the Agrarian Revolution the world population hardly exceeded 10 million people (12 thousand years ago it was 6 million according to Livi-Bacci 2017: 25, Table 1.2), then prior to the Industrial revolution in the 15th century, the number was several hundred million people.

The type of population reproduction (TPR) during the Craft-Agrarian production principle was fundamentally different than in the previous period. There had occurred a transition from medium-high hunter-gatherer fertility to very high fertility. Mortality, however, also increased slightly, but not as much as the birth rate, which ensured a noticeable natural population increase (Cohen 1998, 2009; Cohen and Armelagos 1984; Cohen and Crane-Kramer 2007; Bocquet-Appel 2011; Livi-Bacci 2017). However, the natural increase still remained rather low. But everything is relative. It was significant, that is by more than an order of magnitude higher than in the hunter-gatherer society, and still it was extremely low compared to subsequent periods. Thus, according to Ulanis (1941: 91), from 1000 to 1500, the natural increase in Europe was between 0.1–0.2 % per year (other researchers define it as less than 0.1 %, e.g., 0.07 % according to Livi-Bacci 2017: 25, Table 1.3). At times, the natural increase was even negative (e.g., during the period of the so-called Black Death or the Mongol conquests). Therefore, we define this TPR as the *type of slow growth* (it can also be called the social-natural type)³.

However, over the centuries, the overall population growth was quite noticeable. Although the mortality rate was high both among hunters and peasants, there were significant differences here as well. In contrast to the TPR of the hunter-gatherer production principle, in some developed agrarian societies the adult mortality was lower (although it increased periodically during epidemics, wars, hardships and famines). The child mortality rate was high in both types of societies, but due to a higher birth rate, the population growth in the craft-

³ For its other characteristics, see Table 5.

agrarian society was noticeably higher than in the hunter-gatherer society. Due to high child mortality, the average life expectancy in craft-agrarian societies was not higher than among hunter-gatherers. But as to the adult population, the life expectancy was often higher in developed agrarian societies.⁴

Thus, the TPR changed, in particular, due to the increase in female fertility and in the number of births. What could increase fertility? Farming made it possible to greatly increase the birth rate due to (a) the transition to sedentism, (b) the use of pack animals (in particular among the nomads); and (c) reduced birth intervals which became possible due to the available domestic animal milk and cooking, and also to the use of various foods (and devices to cut it very small) to feed small children, so a woman could mean a child earlier than in hunter-gatherer societies. In the latter the prolonged breastfeeding was also a form of pregnancy prevention (e.g., Bocquet-Appel 2011; Livi-Bacci 2017). We should also take into account a certain decline in catastrophic mortality.

As a result, already at the initial phases of the Agrarian Revolution, the population growth accelerated sharply, by 5–13 times, reaching 40 % per millennium (from 3–8 % in the Paleolithic) (Valentei 1974: 236; Vishnevsky 2005: 30–31).

The dynamics of changes of the TPR in relation to the stages of Craft-Agrarian production principle and the growth of its world-system distribution can be briefly represented in the following way.

The initial and modernization phases of the Agrarian Revolution (*i.e.*, the economy of primitive manual farming) correspond to the first largest demographic transformation (LDT), which we called the ‘Neolithic’ (see Table 4). That is, these periods already corresponded to the transition to a new TPR with an extremely high birth rate. However, a noticeable sustainable population growth could take place only in some regions with high land capacity, and therefore, with an ecological niche capable of feeding millions and tens of millions of people within the World-System.⁵

The final phase of the Agrarian Revolution (when irrigation and plough agriculture had spread) corresponds to the transition to a *much more capacious ecological niche* capable of feeding tens and even hundreds of millions of people within the World System. This was the second LDT, which we call ‘civilizational’ since its unfolding led to the emergence of states and civilizations (see Table 4).

However, we should remind that the completion of the Agrarian Revolution in different regions proceeded in various ways, and its completion lasted for millennia. It is extremely important that its particular variants strongly depended on the natural environment of societies and regions. As a result, depend-

⁴ On demographic changes during the period of the Agrarian Revolution see Kozintsev 1980; Korotayev, Malkov, and Khaltourina 2007: 173–175; Grinin 2011; Bocquet-Appel 2011; Livi-Bacci 2017; see also Claessen and van de Velde 1985; Claessen 2002, 2010, 2016.

⁵ There was also a marginal TPR among the nomads, with lower birth rates than among farmers but higher than among hunter-gatherers and apparently lower regular mortality.

ing on the model of the completion of the Agrarian Revolution (irrigated or non-irrigated plough agriculture), various demographic models developed. The most important among them were the following:

- 1) irrigation with a very large population number and high population density (Egypt and Mesopotamia are typical examples here);
- 2) non-irrigated plough agriculture with a lower population density (Europe).
- 3) mixed models.⁶

The first two models actually formed two cultural and historical developmental paths (eastern, including the Far East) and antique-medieval in Europe, as well as prepared prerequisites for Europe's breakthrough to the Industrial Revolution. Vitaliy Melyantsev (1996: 77) believes that in the Middle Ages the overall land capacity in Europe was five times lower than in the Eastern countries (see also Huang 2002). As a result, it was necessary to cultivate much more land to provide for one person than in the East, which was more difficult with only manual labor.

And this factor, combined with a number of others, made the process of labor-saving due to increased mechanization of labor in Europe proceed more intensively than in the East. And this would trigger the Industrial Revolution (for more details see Grinin and Korotayev 2015; Grinin 2010; Grinin L. and Grinin A. 2015).

After the Agrarian Revolution had completed, the population continued to grow for some time, filling the opened ecological niche and complicating the geography of settlements, the division of labor, trade, *etc.* But after filling the easy-to-settle niches, the population growth became much more difficult and required, as we pointed above, a high organization of society and state, as well as internal peace and order. Such conditions were an exception rather than a rule, but when they did appear (as it happened in China), the population growth gained huge rates. However, sooner or later, such an organized society fell into the Malthusian trap (about it see the first article) and its dynamics acquired a cyclical character, while structural and demographic cycles were from one hundred to three hundred years long (see, *e.g.*, Fig. 1).

⁶ Here we can mention the two following types: 3) fertile lands with partial irrigation, but mostly not irrigated. This is, in particular the Near East, where a model has developed with a higher than in Europe but lower than in China population density due to more fertile soils; 4) an arid model, with infertile lands and sparse population, where nomadic animal husbandry was developed. Both models played important roles in history; the nomads were an element that united the World System and was a kind of barbarian periphery (Grinin and Korotayev 2012a, 2018; Korotayev, Grinin, and Grinin 2021, 2022). In addition, we may also speak about the African model, where farming was mainly non-irrigated and manual (Grinin 2011; Korotayev and Khaltourina 2006; Korotayev *et al.* 2016). But this model played a minor role in the historical process. We can also mention models with a sparse population and difficult conditions for agriculture, where economic types of a non-agricultural type (fishermen, sailors, warriors, *etc.*) were formed. The examples here are some Scandinavian communities.

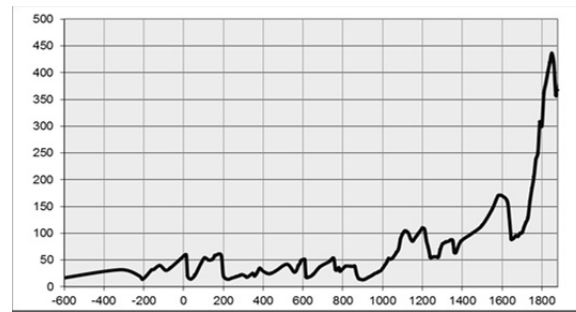


Fig. 1. Demographic dynamics in China (million people) from the 7th century BCE to the mid-19th century CE

Source: Korotayev, Malkov, and Khaltourina 2006b.

Table 1. Demographic Changes during the Craft-Agrarian Production Principle

Stage/Phase	Dates	Techno-social changes	Demographic changes	Limitations	The world population at the beginning of the period
Initial phase of the Agrarian Revolution	12,000–9,000 years ago	Emergence of agriculture and animal husbandry in some areas of the Middle East. Expansion of the ecological niche	Starting formation of a new type of population reproduction with an increased birth rate	A very narrow territorial base of a new ecological niche	8–10 mln ⁷
Modernization phase of the Agrarian Revolution	9,000–5,500 years ago	Development and diffusion of agriculture	Formation of a new type of population reproduction with a high birth rate but within a limited ecological niche	The limited ecological niche and intensifying conflicts due to the complication of societies	13–17 mln ⁸
Final phase of the Agrarian Revolution	5,500–3,000 years ago	Transition to large irrigation systems, plough farming and a drastic expansion of the ecological niche; formation of states and civilizations	Development of a new type of population reproduction with a high birth rate already on the basis of a capacious ecological niche; rapid population growth in some places	A narrow territorial base of a new ecological niche in the valleys of large rivers	> 50 mln ⁷

⁷ 10–15 million in the period of 9–10 thousand years ago (Kapitza 2006: 19; 2009: 38).

⁸ Valentei 1974: 236; Vishnevsky 2005: 31.

Continuation of Table 1

Stage/ Phase	Dates	Techno-social changes	Demographic changes	Limitations	The world population at the beginning of the period
Mature stages of the craft-agrarian production principle	3,000 years ago – 1430	Emergence of political conditions for agricultural intensification; rise of urbanization, crafts and trade; expansion of the Afro-Eurasian world-system	A powerful development of a new type of population reproduction with a high birth rate on the basis of a capacious ecological niche with considerably expanded territory. Together with state's impact on the growth of production, internal peace and order, this leads to a relatively rapid population growth	Malthusian trap	About 200–300 mln in the beginning of CE – 400–500 mln in the 15 th century ⁹

The Trade-Industrial Production Principle

General Changes

The correlation between industrialization and the largest demographic changes is widely recognized (Armengaud 1976; Minghinton 1976: 85–89; Chesnais 1992; Caldwell *et al.* 2006; Dyson 2010; Livi-Bacci 2017; Mokyr and Foth 2010). Indeed, while by the beginning of the Industrial Revolution in the second third of the 15th century the World System may have had 400–450 million inhabitants,¹⁰ then at the turn of the 18th – 19th centuries the world population had more than doubled and exceeded 1 billion people.¹¹ The humanity reached 2 billion in about 1927. And in the early 1950s, the world population exceeded 2.5 billion people (Shcherbakova 2011; UN Population Division

⁹ The estimates referring to the beginning of our era range from 170 mln (McEvedy and Jones 1978) to 250/252 (Arab-Ogly 1978: 88; Livi-Bacci 2017: 25, Table 1.3; Korotayev 2020a: 590) and 300–330 million people (Durand 1977; Shcherbakova 2011; Akimov 1999), and sometimes even 400 mln (see Korotayev, Komarova, and Khaltourina 2007: 114; Korotayev, Malkov, and Khaltourina 2006b).

¹⁰ The variability is from 350 million to 390 million referring to the earlier period of 1400 and from 425 to 540 million estimated for a later period of 1500 (Durand 1974; Clark 1967; Biraben 1980; Maddison 2003; McEvedy and Jones 1978; Tanton 1994; Livi-Bacci 2017: 25, Table 1.3; Korotayev 2020a: 590; see also Arab-Ogly 1978: 88; Chesnais 1992; Kapitza 2009: 38, Table 1; see also Kapitza, Kourdyumov, and Malinetsky 2003: 218 (with reference to Chesnais 1992).

¹¹ This threshold is dated to 1804, but its estimates vary greatly: from 629 to 961 million people in 1750, and from 813 to 1125 million people in 1800 (see Shcherbakova 2011; *e.g.*, respectively 771 and 954 mln according to Livi-Bacci [2017: 25, Table 1.3]); see also Korotayev 2020a: 590.

2023).¹² Thus, over the whole period of the Industrial Production Principle (*i.e.*, within 525 years), the population increased by 5.5–6 times. This is noticeably less than the relative growth during the Craft-Agrarian Production principle (see above), but significantly more than the number anticipated for the Scientific-Cybernetic one (with maximum fourfold increase; the world population by the end of the present century will be about 10–12 billion people, or less) [UN Population Division 2023; Vollset *et al.* 2020)].¹³

Thus, in contrast to the technological growth rate, which accelerated in recent time, the demographic growth rate is now slowing down from phase to phase.

The type of population reproduction (TPR), which gradually took shape during the Industrial Production Principle, is characterized by low (compared to the previous type) mortality rate and relatively high, but gradually decreasing, fertility, which leads to high natural increase (first called the demographic revolution, and later – the first phase of demographic transition). The share of young people in the population is increasing and results in the so-called youth bulges (see, *e.g.*, Choucri 1974; Goldstone 2016; Urdal 2004; Korotayev, Zinkina *et al.* 2011; Korotayev, Malkov, and Grinin 2014; Korotayev, Sawyer *et al.* 2021; Goldstone, Kaufmann, and Toft 2012; Zinkina and Andreev 2020; Romanov, Meshcherina, and Korotayev 2021; Sawyer *et al.* 2022; Khokhlova and Korotayev 2023; Korotayev, Romanov *et al.* 2023). Therefore, we denoted the TPR of Trade-Industrial production principle as the *type of rapid growth*; it can also be called the *socio-quantitative type* (see Table 5). Never before has the population grown so rapidly! The notion ‘quantitative’ is quite suitable because the notion of ‘social’ means an increase in life expectancy and in its quality due to the improvement of sanitation, medicine and comforts of urban life.

However, one should distinguish three stages in the historical dynamics of this TPR. During the first stage (that lasted since the 15th to the early 19th century), the mortality rate decreased (mainly due to smoothing out of the catastrophic mortality [*e.g.*, Uralnis 1941; Russel 1975; Armengaud 1976; Vishnevsky 2005]) considerably but still not enough; the second stage – from the 19th to early 20th century – a sharp decrease in mortality rate along with maintaining a high birth rate, the period of the actual demographic revolution in Europe; and the third stage, 1920–1940, when the birth rate in the West gradually decreased and reduced natural growth rate there (*e.g.*, Landry 1934; Uralnis 1941; Chesnais 1992). But in general, until almost the very end of the Industrial Production Principle, the birth rate in Europe considerably surpassed the replacement level.

¹² The estimates of the world population in the mid-20th century range from 2,400 to 2,557 million people (Shcherbakova 2011; UN Population Division 2023).

¹³ According to the most recent studies [UN Population Division 2023], the population will continue to grow, previously it was around 9–10 billion with a maximum of 11 billion people. However, the forecast of 10–12 billion people can change either downwards or upwards, and will change periodically since the population dynamics depend on many factors.

The Development in the 16th – 18th Centuries

Although the initial stages of the Industrial Revolution took place between the 15th and 18th centuries (see Grinin and Grinin 2015; Grinin, Grinin, and Korotayev 2020; Grinin and Korotayev 2015), the decline in mortality rate could hardly be caused by technological advances in manufacturing. It became evident far from immediately, since for a long time there were no scientific and technological prerequisites for this (poor medicine, low level and quality of urbanization and life-saving technologies). Nevertheless, thanks to the growing production, literacy, culture and science, as well as to the spread of the media and freedom of occupation in a number of countries, primarily in the north-west of Europe, in the 16th – 18th centuries, one may trace rather considerable changes that led to the expansion of the ecological niche and a noticeable population growth in a number of countries. Particularly, in Britain in the 17th and 18th centuries, thanks to innovation and productivity growth, the agricultural output began to overtake the rather considerable population growth.

So, over a century and a half (from the 16th to the first half of the 17th centuries), the population of Britain increased from 2.8–3 million to 5–5.5 million people, that is, the growth was by 66–100 %. And the population growth rate reached 1 % per year. During the second half of the 17th and in the first decades of the 18th centuries, the population in Britain hardly grew.¹⁴ However, agriculture (along with industry) continued to develop actively, so that the country managed to export large amount of grain to Europe.¹⁵ Within a century (1700–1800) the English agriculture doubled its output (Reisner 1986: 233). But the population growth in the second half of the 18th century was impressive, all the more since a decrease in excess mortality in lean years was already noticeable. ‘Within a century (1700–1800) the English agriculture doubled its output with the growth of the country’s population from 5.5 million to 9 million,’ that is,

¹⁴ Among the effecting factors were the Civil War (Goldstone 2016), emigration to America, plague epidemics, adverse natural and climatic changes (Parker 2013), very high mortality rate from excessive alcohol consumption (and falling birth rates for the same reason), in particular, the consumption of cheap gin grew very rapidly in the first half of the 18th century; there were also some other, not entirely clear reasons.

¹⁵ By 1750, the country’s grain exports had reached 200 thousand tons, or 13–15 % of its domestic consumption. Thus, in the 18th century, England was called the breadbasket of Europe (Galich 1986: 191 with reference to Bairoch 1971: 30). Europe and the whole world experienced breakthroughs in the organization of international trade, since almost for the first time they began to actively trade in bulk commodities (timber, wheat, *etc.*). According to some reports, large consignments of rye and wheat were exported from Poland to European countries in the 16th century. In particular, some historians cite data that up to 220 thousand tons of rye were exported annually from Gdansk (see Yakubsky 1975: 34), which, according to our calculations, could feed up to one million people, that is, one third of the population of Holland or 20 % of the population of England at that time. In Holland, bread imports in the 17th century actually covered up to a quarter of the country’s needs (Cameron 2001: 143).

with a hundred-percent increase in food production, the population grew by 64 % (Reisner 1986: 233; see also Mantoux 1937: 127; Trevelyan 1959: 358; Bairoch 1971: 47). In the previous periods, a two-thirds population increase would most likely have caused a socio-demographic catastrophe (see, e.g., Korotayev, Malkov, and Khaltourina 2006b).

Let us note that in the 16th – early 17th centuries, the population of other European countries, in particular, France and Germany, considerably grew, but in the latter the Thirty Years' war led to its depopulation (e.g., Turchin and Nefedov 2009; Parker 2013).

Since the 16th century, one may speak about the beginning of the escape from the limitations of the Malthusian trap (Grinin, Korotayev, and Malkov 2008a, 2008b; Grinin et al. 2009; Grinin and Korotayev 2012b; Korotayev, Zinkina et al. 2011, Korotayev, Malkov, and Grinin 2014). No wonder some growth theorists call the period before 1750 the Malthusian era (Clark 2007; Mokyr and Foth 2010). But this escape was a long and difficult process, ending only in the late 19th century (see above about this in the first article).

We should note that *in the 16th – 18th centuries two demographic models competed within the World System: the European (technological) and the Chinese–Far Eastern (preserving the former Malthusian pattern [and in addition having closed the countries from Europe])*. The latter model is clearly ahead of the former in absolute terms (above we spoke about more than threefold demographic growth in China in the 17th – 19th centuries). But such rivalry remained relevant only until the end of the Industrial Revolution in Britain.

The Formation of a New TPR in the 18th – 19th Centuries

The decreasing mortality was perceived from the end of the 18th century and it was associated with the development of science, medicine, education, the quick spread of knowledge and changes in the sanitary and medical policy of states (e.g., Chesnais 1992; Livi-Bacci 2017; see also Dean 1965: 259–261).¹⁶ Along with other factors, this contributed to a rather significant acceleration of demographic growth in many European countries in the late 18th century, although the discrepancies were significant (Mokyr and Foth 2010).¹⁷

¹⁶ During this period, one may trace the origins of the current decline in the birth rate because of development of medicine (condoms, other types of contraception and medical recommendations) and the reluctance of women to have children. Thus, according to the French researcher Moheau, the 18th-century French aristocrats considered the birth of children 'the stupidity of all times' (cited in Uralnis 1941: 226).

¹⁷ Instead of 0.2 % annual growth in the 16th and 17th centuries (which was higher on average than in the previous five centuries, see above), in the 18th century this number tripled and the annual growth rate reached 0.6 % (Uralnis 1941: 220). This is an unprecedented result so far. At the same time, throughout the century, the annual natural growth increased from 0.19 % in the first

But all these changes do not conform yet to the new largest demographic transformation related to the level of the Industrial Revolution because the required level in medicine and social relations is not achieved. The largest demographic transformation seems to lag behind, as we pointed out above. It is only as a result of the completed Industrial Revolution and the mature phases of the Industrial production principle that the largest demographic transformation (LDT) takes place. In Table 4, it is designated as *anti-Malthusian, or urban*, since without urbanization it could hardly have ever taken place. And as a result, the TPR of the period of industrialism is formed: the reduced mortality with preserved or slowly reducing birth rate. And this model unfolded already during the mature phases of Industrial production principle. As a result, the population in Europe rapidly, almost hyperexponentially, grew. The spread of medicine supported the population growth even in not completely industrialized countries, like Russia – this is a harbinger of the future population explosion in the Third World. As a result, in the second half of the 19th century, the escape from the Malthusian trap became evident due to the development of transport, global trade, specialization of countries in certain agricultural crops and involvement of huge agricultural lands into circulation.

The reduction of mortality rate was observed among various groups of population in particular due to the elimination of such problems as deadly epidemics and famine. We should particularly note the reduction in infant and female (especially maternal) mortality, and these phenomena intensified compared to the Middle Ages due to the growth in the population of cities where the necessary sanitary requirements for women in labor were not observed for a long time (Waller 2003: Ch. 2; Chesnais 1992). This process of spreading necessary sanitation became noticeable from the late 17th century, but especially in the 18th and 19th centuries.

Life expectancy also grew in the period from 1800 to 1900, that is, over a century. However, in this respect, Europe and North America were very different from the rest of the world. While in the world-system core countries (Western Europe and the USA) the life expectancy increased from 35 to 47 years, then in the world in general this increase was rather insignificant – from 31 to 33 years (Urnov 2022: 95). We can add that the spatial distribution of population dramatically changed due to a rapidly growing urbanization (see Davies 2002; Zinkina *et al.* 2019).

The Transformation of the Type of High Population Growth

As for the third period, which started with the First World War, it involved mostly only Western Europe and should rather be associated with the subse-

quarter to 0.71 % in the last (*Ibid.*: 222). The growth was supported by decreasing mortality (*Ibid.*: 222–227) and to some extent by the increasing birth rate, yet not in all countries, but only in some (Britain, Germany) (*Ibid.*: 227).

quent type of population reproduction which was characteristic for the start of the Cybernetic Revolution. Although in the 1920s–30s the birth rate (together with natural increase) markedly dropped in a number of Western European countries, these were already the characteristic features of the Scientific-Cybernetic production principle, since at the end of the Industrial production principle the family planning practices started to be introduced through the primary development of contraception and the mass distribution of medically safe abortion (see Urlanis 1941: 368; Landry 1934; Coale 1983, 2013; Livi-Bacci 2017).¹⁸ About this period, see more below in a special paragraph.

Table 2. Demographic Changes during the Industrial Production Principle

Stage/Phase	Dates	Techno-social changes	Demographic changes	Limitations	World population at the beginning of the period
Initial phase of the Industrial Revolution	1430s–1600s	The development of global trade and colonial economy, development of the first machines and manufactories, the growth of agricultural productivity in Europe	Some acceleration of population growth, urbanization and the starting escape from the Malthusian trap	Weak development of science, medicine, and sanitation	400–450 mln ¹⁹
Modernization phase of the Industrial Revolution	1600s–1760s	Active growth of primary industry and agriculture in Europe, especially in Britain; development of state policy, education, and science. Spread of new types of food in the world (corn, potatoes, sweet potatoes, <i>etc.</i>)	The beginning of a noticeable reduction in mortality rate in Europe, the acceleration of population growth; dramatic population growth in China which followed the old development trajectory	Insufficient conditions for the growth of education and population mobility within the estate states	About 500–600 mln ²⁰

¹⁸ Abortion services were advertised in the newspapers, although in many countries they were banned along with some contraceptives, yet, at the same time they were widely sold in stores (Sakevich 2003).

¹⁹ See Note 9.

²⁰ According to Akimov (1999), in 1650 there lived 500 mln, and in 1750 – 795 mln.

Continuation of Table 2

Stage/ Phase	Dates	Techno-social changes	Demo- graphic changes	Limitations	World population at the beginning of the period
Final phase of the Industrial Revolution	1760–1830s	Creation of the primary machine industry in Britain, the USA and development of new types of transport (railway and steamboats), expanding global trade	Reducing mortality rate in the world-system core, accelerating population growth, increasing urbanization; the beginning of the formation of the TPR of rapid growth	Insufficient development of industry and medicine in many European countries and very weak development in the world	About 800 mln ²¹
Mature stages of the Industrial Production Principle	1830s–1940s	Industrial Revolution, development of urbanization, education, culture and governance spreads across the World System	Continued reduction in mortality rate, the development of TPR of rapid growth, which prepares a future population explosion in many colonies and semi-colonies; starting reduction of fertility and slowing down population increase in a number of Western countries in the first half of the 20 th century	Still weak expansion of modernization in most countries of the World System; global and social cataclysms of the first half of the 20 th century	About 1.2–1.3 bln ²²
Turn of the Industrial and Cybernetic Production Principles	1940s–1970s	The end of the war, emergence of the new world order, liberation of colonies against the background of	Unprecedented population growth in developing countries (demographic explosion) due to the penetration		2.3–2.5 bln ²³

²¹ The estimates vary greatly, see Note 9.

²² In 1850, there lived 1,265 million people according to Akimov (1999) and 1,241 million according to Livi-Bacci 2017: 25, Table 1.3.

²³ World population estimates for the mid-20th century range from 2,400 to 2,557 million people (Shcherbakova 2011; UN Population Division 2022).

Continuation of Table 2

Stage/ Phase	Dates	Techno-social changes	Demo- graphic changes	Limitations	World population at the beginning of the period
An event chronologically refers to the beginning of the Scientific-Cybernetic Production Principle, but its type of population reproduction refers to the Industrial one ²⁴		a powerful scientific and technological rise and development of medicine	of the latest medical technologies. Formation of the TPR of rapid growth throughout the World System		

The Scientific-Cybernetic Production Principle

We denote the type of population reproduction associated with the Cybernetic Revolution as the type of qualitative changes, or it may be also called a social-qualitative type. And although over its 70 years' operation, the world population has considerably grown from 2.5 billion people in 1950 to 8 billion in 2022 (UN Population Division 2023), that is, more than a threefold increase, the quantitative growth, in our opinion, will not be the main hallmark of this TPR. And the main characteristics of the new TPR will be associated with the completion of the so-called demographic transition, that is, the low mortality and low birth rates and near-zero or negative natural increase, high life expectancy and a high proportion of the elderly and old population in its general structure.

What does a qualitative growth mean? This is, firstly, a noticeable increase in life expectancy, and secondly, ensuring the movement towards the so-called healthy aging, to a fairly secure, active and full-fledged lifestyle in declining years with the help of medicine, technologies and social programs; thirdly, en-

²⁴ However, one should keep in mind that for many developing countries, including African ones, the initial demographic changes (less evident to the Europeans, but very impressive for that time) must be dated to the early 20th century, and in some regions to the late 19th century. See more about it below.

surings adequate care for the elderly and the disabled; fourthly, the increasing adaptation of people with disabilities to an active lifestyle with the help of medicine, technologies and social programs. *Thus, aging and an increase, probably, even a dramatic increase in life expectancy, and an ever more profound and more diverse adaptation to the aging of society and an individual* – these are the main trends of demographic changes within the Scientific-Cybernetic Production Principle.

General Changes

The increase in the life expectancy over the past 120 years is impressive. In the first half of the 20th century, that is, at the end of the final phase of the Industrial production principle, the life expectancy grew considerably both in the world – from 33 years in 1905 to 50 years in 1955 – and in the core countries, respectively, from 47 years to 67 years (Urnov 2022: 95; UN Population Division 2023). In the first decades of the Cybernetic Revolution, that is, in the second half of the 20th century, life expectancy also grew considerably, but relatively less, from 47 years to 67 in the world, and from 64 to 75 years in the core countries. It continued to grow in the first two decades of the 21st century, but at a somewhat slower pace (which is quite natural, since now every extra year of life expectancy is a big victory). But it is important that during this period, the general life expectancy in the world grew faster (due to developing countries catching up with developed ones) from 66.5 years in 2000 to 72.8 in 2019. Respectively, in developed countries it grew from 75.3 years to 79.8 years. However, in 2020–2021 there was observed an obvious decline due to the COVID-19 pandemic (about excessive mortality caused by the pandemic see, e.g., Zhigalkin 2021; Efremov 2023) (see Fig. 2).

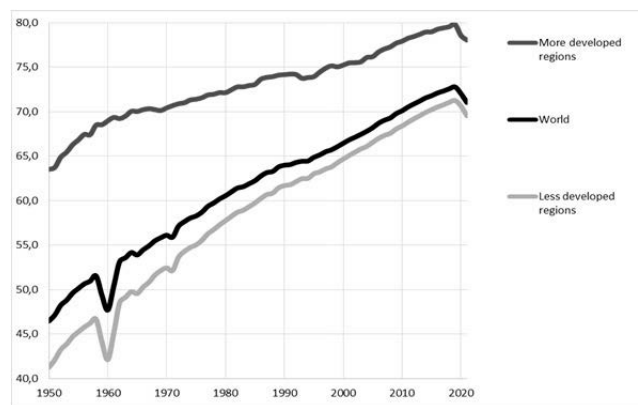


Fig. 2. Life expectancy dynamics in the world, more and less developed regions, years, 1950–2021

Source: UN Population Division 2023.

On the Demographic Transition

Most, if not all, demographers consider the so-called demographic transition as a continuous (or almost continuous) process that in individual countries usually takes for over 100 to 150 years.

The demographic transition consists of the following phases: 1) a reduction in mortality rate with preserved (or even increased) high birth rate, which leads to high natural increase rate and rapid population growth; and 2) continued reduction in mortality rate, but at an increasingly slowing pace and a rapid reduction in the birth rate, as a result of which the natural increase rate becomes slower, then close to zero or even negative; the population number grows, becomes stable or even starts to decline. At the same time, at the first phase, the share of children and young people in the demographic structure grows and the so-called youth bulges emerge. Meanwhile, the increase in the share of young people, especially in the context of modernization, increases the risks of social upheavals (see, *e.g.*, Moller 1968; Choucri 1974; Goldstone 2001, 2002, 2016; Urdal 2004, 2006; Korotayev *et al.* 2011; Korotayev, Malkov, and Grinin 2014; Korotayev *et al.* 2021; Goldstone, Kaufmann, and Toft 2012; Weber 2019; Romanov, Meshcherina, and Korotayev 2021; Korotayev, Romanov *et al.* 2023; Sawyer *et al.* 2022). During the second phase, the share of the working age population first increases (due to the decreasing number of children), and this brings the so-called demographic dividend that provides society with significant benefits in economy and standard of living (Bloom and Williamson 1998; Bloom and Canning 2008; Bloom *et al.* 2007; Hawksworth and Cookson 2008: 7–10; Lee and Mason 2006, 2011; Barsukov 2019; Groth *et al.* 2019; Kotschy *et al.* 2020; Korotayev *et al.* 2022). It was especially evident in Europe in the 1960s–1980s; and in China – in the 1990s–2000s, but now the demographic dividend has been largely ‘eaten up’ there. Almost at the same time, yet with a lag of a couple of decades, the process of population aging gains momentum, which will take much more time than the process of the demographic dividend exhausting. At the moment, the process of global aging is gaining momentum.

If one considers the demographic transition in the world-system context then it has been going on for more than 200 years by now and will continue for several more decades. Having started in Europe in the 19th century (or even in the 18th century, if we take France, England and some other countries), it ended in the countries of the First World by the end of the 20th century. Its development involved the rest of the World System countries from the late 19th century and especially from the mid-20th century, but for Tropical Africa and some other countries this process has not entered its final phase yet.

The Demographic Transition and the Cybernetic Revolution

All the above described is generally known, and we have outlined these changes in order to make it easier to explain the important ideas of our theory. Indeed, due to the acceleration of technological progress in the 20th century, the

demographic transition actually took place almost continuously. And, from the point of view of demographic science, it is absolutely correct to consider it as a single and continuous process.

However, within the theory of production revolutions and production principles in their relationship with demographic transformations and TPR, it is particularly important to keep in mind that the *first and second phases of the demographic transition must be attributed to different production principles*. Our approach can be formulated in the following statements:

1. The demographic transition could not end during the Trade-Industrial Production Principle. There were neither technological nor, respectively, scientific and medical prerequisites for this. Industrial capitalism could not sustain economically the increasing number of elderly and unemployable people, and hence, the growth of life expectancy would begin to decline.

2. Although the beginning of demographic transition in European countries corresponds to the last phases of Trade-Industrial Production Principle, the social-qualitative type of population reproduction is not typical for this production principle due to a relatively modest standard of living, extremely weak social policy and huge property stratification.

3. The demographic transition in its proper sense (*i.e.*, its second phase) is a phenomenon generally characteristic of the initial phases of the Scientific-Cybernetic production principle.

4. The reduction in the birth rate to the levels of population replacement in Europe could take place only as a temporary and rather unsustainable phenomenon due to the fact that the first half of the 20th century appeared an unfavorable period (wars, social catastrophes, crises, and especially the Great Depression). And this obviously affected the desire to have children. Not without reason, after the situation improved in the late 1940s, a baby boom started along with an increase in the birth rate (see below).

5. In our theory we point out that at the last stages of any production principle, there appear non-typical for it and non-systemic phenomena (Grinin 2006; Grinin L. and Grinin A. 2015). A dramatic decline in the birth rate in Europe in the 1930s (noted by Landry [1934], Urlanis [1941] and other demographers) was just that non-systemic phenomenon (however, the decline in the birth rate during economically and socially hard periods is a phenomenon characteristic of the whole human history).

6. The population explosion in developing countries which became explicit since the 1950s, in its essence refers to the Trade-Industrial Production Principle (when modernization was expanded to the periphery), but it also started in the last phases of Trade-Industrial Production Principle. And in this sense, it also refers to non-systemic manifestations of the latter.

Thus, within our theory *the first phase of a single in its logic process, i.e., of the demographic transition, should be attributed to the Trade-Industrial Produc-*

tion Principle; while its second phase should be attributed to the initial stages of the Scientific-Cybernetic Production Principle.²⁵ However, a new considerable demographic transformation awaits us at the mature stages of the Scientific-Cybernetic Production Principle (see below).

The Demographic Changes at the Initial and Modernization Phases of the Cybernetic Revolution (in the 1950s–1990s)

Since the late 1950s, that is, already at the very beginning of the Cybernetic Revolution, one can quite clearly see the acceleration of the transition to a new TPR (with low mortality and high birth rate) in developing countries, in fact, in the main part of the World System. This transformation gained momentum in the 1950s and 1960s, then slowed down a little, but still remained very noticeable in the 1970s and 1980s. As a result, as mentioned in the first article, they started to speak about demographic explosion or demographic revolution in the World System. But one should note that the acceleration of population growth and the decline in mortality rate in many colonies and semi-colonies actually began already in the late 19th – early 20th centuries due to the reduction of the catastrophic mortality and the start of introduction of advanced medicine in some places. As a result, the population more than doubled in Africa over the 60-years' period from 1890 to 1950, growing from 93 million to 225 million (McEvedy and Jones 1978: 206; UN Population Division 2022); while before this period the population had doubled only over the period of several centuries, from 1500 to 1890 when it grew from 46 to 93 million people (McEvedy and Jones 1978: 206). The beginning of the Cybernetic Revolution, the liberation of colonies and a powerful introduction of advanced medical and sanitation technologies ensured an impressive rise in the World System population, which continued during the modernization phase and will continue driven by Africa. In fact, this was the largest demographic transition of the Industrial Production Principle, but it was shifted in time, chronologically coinciding with the beginning of the Cybernetic production principle. In Table 5, we denote it as the 'Third World' LDT.

However, the start of the Cybernetic Revolution triggered not only the population explosion in the Third World, but also to a rather noticeable rise in the birth rate in the First World, where the pre-war trends of declining birth rates were replaced by a baby boom.²⁶ Thus, the emerging trend towards de-

²⁵ Such uniting processes can be observed at the junctions of different production principles. *E.g.*, the development of kin systems was characteristic already at the latest stages of the Hunter-Gather Production Principle, but they manifested especially evidently at the first stages of the Craft-Agrarian Production Principle. Monarchical power actively developed within the framework of the Craft-Agrarian Production Principle, but it arose in the form of an absolute monarchy already at the first phases of the Industrial Revolution.

²⁶ Thus, between 1925 and 1940, the total fertility rate in the United States fell from 3.13 to 2.06 children per woman. And between 1940 and 1960, it rose from 2.06 to 3.58 children per woman (Chesnais 1998; UN Population Division 2023). This boom interrupted for a while the trend to-

creasing birth rate in developed countries was interrupted for two decades. Probably, if one imagines that the situation in Europe in the first half of the 20th century would have been peaceful, calm and fairly well-off, then the deceleration of the birth rate in the 1920s–1940s would have been slower, and there would have been no baby boom in the 1950s–1960s. The end of the baby boom, although it was quite logical, was clearly accelerated by the massive supply of contraception in the 1960s, along with the accompanying ideological justification. There occurred revolutionary changes in the ability to control conception and to plan a family. As a result, the process of a drastic reduction in the birth rate began in developed countries. So there started the second phase of the demographic transition: low birth rate, low mortality rate and low or even negative natural increase; and the modern demographic structure of the population gradually emerges with a trend towards societal aging.

A different model was formed in the Third World in the first decades. In fact, this was a model of the Trade-Industrial Production Principle, but (a) it developed in countries with a lower level of development than the one observed in the European countries in the 19th and early 20th centuries, since the role of agriculture was more considerable in developing countries than in Europe, and respectively, children were more valued as workers than they were among the city dwellers; (b) it employed the achievements of the initial phase of the Cybernetic Revolution in medicine; and (c) in societies with traditional ideologies encouraging large families the fertility is higher. But then, in a number of developing countries (however, hardly in all of them), the turn to the second phase of the demographic transition began, that is, to a strong decline in the birth rate.

In general, the initial phase of the Cybernetic Revolution coincided with the end of the population explosion in developing countries (even in Africa the birth rate began to decline for some time at a rather rapid pace, yet, later this decline would considerably slow down [*e.g.*, Zinkina and Korotayev 2014]) and the approach to completion of the demographic transition in the first world and the beginning of marked global aging. There was observed a dramatic reduction in mortality rate in all categories of population and an increase in life expectancy all over the world.

The Modernization Phase of the Cybernetic Revolution and the Results of Its First Two Phases (the 1950–2020s)

The transformation that emerged during the initial phase of the Cybernetic Revolution, associated with the new TPR (with very low mortality, very low birth rate, low growth and high life expectancy, *i.e.*, population aging) intensi-

wards the formation of the TPR with a small increase. The obvious reasons were the new psychology of people who survived the war and strove to maintain the optimism of life and this was accompanied with very high growth rates of the GDP and living standards, which was directly opposite to the pre-war situation.

fied during the modernization phase. The demographic dividend in the first-world countries, as well as in less developed countries, including China, is now practically exhausted; the share of young people has decreased while the shares of elderly groups have increased. The birth rate has fallen far below even the replacement level, so in some countries, like Japan and Germany, depopulation has already started (in the latter, only migration mitigates it). But depopulation or stabilization of population is traced not only in the first world but in less developed countries as well (in the former second world: Russia, Ukraine, Bulgaria, *etc.*), and even in some developing countries. According to the UN Population Division estimates, depopulation has already begun in the PRC, yet here it proceeds at a very slow pace (UN Population Division 2023). In this regard, Landry (2014 [1934]) exclaimed that the humanity no longer reproduces itself. Many countries, including India, are actively moving along this path. However, in most African countries, the type of the previous phase is still preserved which results in a fast population growth in sub-Saharan Africa.

So, we can *summarize the results of the first two phases of the Cybernetic Revolution*. This is important, since we already observe some important ongoing processes while others are predictive:

1) the emergence (for the first time in history) of technologies that can effectively control the birth rate;

2) the active movement of more and more countries to the second phase of the demographic transition;

3) the emergence of the type of reproduction with low birth rate and low mortality rate (TPR qualitative changes or socio-qualitative, see Table 5);

4) the emergence of an aging society (for the first time in history);

5) increasing attention is paid to the elderly and disabled, the society is increasingly turning to them, and many technologies have already created and are designed to improve the quality of their biological life. However, there are a lot of problems and issues that will exacerbate;

6) trends have clearly emerged that will determine not only demography, but the whole way of life, as well as the development of technologies in the 21st century, the final phase of the Cybernetic Revolution and after it. These are: a) global population aging and a dramatic change in the demographic structure of population, when the share of old people is growing, while the share of children and youth is reducing; b) the started depopulation in a number of countries, and not only in very developed ones; c) division of the countries of the world into young and old; and d) an increasing need for migration (Aleshkovski *et al.* 2023).

We assume that *the final phase of the Cybernetic Revolution* will start in the 2030s and last until the 2070s or even later. And one of the most important intrigues of the final phase of the Cybernetic Revolution is how quickly African countries will switch to a low birth rate pattern? This will define the total popu-

lation of the planet, and Africa's role in planetary affairs, and possibly a planetary crisis if the population growth continues (Shulgin *et al.* 2023).

However, the most important problem of this period will be population aging, the difficulties associated with it, and the search for the ways to adapt to societal aging. At the same time, many countries face severe problems associated with societal aging: labor shortages, pension crisis, and conflicts over the inevitable increase in the working age limit, various forms of ageism, problems associated with the growth of layers / communities of migrants, as well as geopolitical problems caused by demographic changes. We can only add that the scarcity of working-age population will be actively compensated by attracting workers in young countries through remote work.

One way or another, population aging and the fight against aging-associated disease (oncology, dementia, *etc.*), an increase, probably even a dramatic increase in life expectancy, and an ever more profound and more diverse adaptation to the aging of society and an individual (including, of course, growing attention to the adaptation of disabled people) – *these are the main trends in the development of demographic processes in the next seven–eight decades, the main demographic transformations of the final phase of the Cybernetic Revolution.* Thus, in its final phase, in contrast to previous production revolutions, the population growth gradually becomes less and less important (the growth of the world population will tend to stabilize, or even decline to negative values), while *improving the quality of life* (duration, biological activity, satisfaction with life, the level of relief of diseases and disability, *etc.*) comes to the fore.

The Mature Stages of the Scientific-Cybernetic Production Principle

As we pointed in the first article, the above discussed *will lead to merging of the everyday biological life with a total technological environment and will require the creation of special public institutions and an increase in their role in adapting to aging* (see Grinin, Grinin, and Korotayev 2023a, 2023b).²⁷ However, as society adapts with the help of future technologies of the Cybernetic Revolution and new social institutions, gradually solving and experiencing complex internal and international problems and tensions, the features of a new LDT (LDT-6, 'techno-bio-medical', see Table 4) will become evident. The trend towards increasing life expectancy, yet, with dramatic rollbacks (their harbingers we observed during the COVID-19 pandemic) will remain after the completion of the Cybernetic Revolution. However, in order to achieve a radical life extension, it is necessary to considerably increase the technological component of assistance to the elderly, the disabled, the infirm and other categories in need of care and supervision. This is not just about more technologically advanced medicine,

²⁷ In these works see also about the major social problems associated with these changes, abuses, the danger of the growth of techno-medical power and social tension. All this can cause both great socio-political difficulties and intensification of internal social conflict due to the growing ageism.

where many self-regulating systems will be involved, but about the situation when the *biotechnological environment will become permanent so that life may become impossible without it* (as today we feel uneasy without the Internet and gadgets). And this, of course, together with increasing duration and comfort of biological life, will also create many insecurities and problems. *Against the background of the increasing conservatism of an aging society the necessity of crucial changes will become a new page in history.*

Thus, after the completion of the Cybernetic Revolution at the mature stages of the Cybernetic production principle, we will witness the beginning of the new largest demographic transformation (LDT), associated with the starting accelerated creation of a sustained biotechnological environment and cyborgization, which we discussed in the introduction and will consider more (for more details see Grinin A. and Grinin L. 2021).

One should note that as society ages and adapts to the aging, different scenarios may become possible in the future: from minor and controlled growth and complete stabilization of the population number to a more or less slow but stable depopulation. It is also possible to move towards technologies of (semi) artificial reproduction, at least one can expect a very wide distribution of improved IVF technologies (already during the final phase of the Cybernetic Revolution).

Table 3. Demographic changes during the Scientific-Cybernetic Production Principle

Phase	Dates	Techno-social changes	Demographic changes	Limitations	Population at the start of the phase
Initial phase of the Cybernetic Revolution	1950s–1990s	Powerful growth of science, technology and medicine. Major political and social changes in the World System; liberation of colonies; the rise of social policies	In developing countries, due to the reduction in mortality, a very rapid population growth began; in developed countries, after a period of rising birth rates, there was a transition to a decrease in the birth rate to the replacement level	Huge gap in the level of development between the core and periphery of the World System; advances in medicine, the rise of female education and rights, and economic policy led to declining birth rates in the developed world ²⁸	2.5 billion

²⁸ During this period, the danger of resource depletion on a planetary scale was also actively discussed, which has not yet been confirmed (Meadows *et al.* 1972).

Continuation of Table 3

Phase	Dates	Techno-social changes	Demographic changes	Limitations	Population at the start of the phase
Modernization phase of the Cybernetic Revolution	1990s–2030s	Mass diffusion of ICT and AI, growth of education in the developing countries	Transition to TPR of high life expectancy and population aging in most parts of the World System	In terms of reducing the birth rate, traditional and religious ideologies and practices are limitations	5.27 billion ²⁹
Final phase of the Cybernetic Revolution	2030s–2070s	Emergence of major breakthroughs in medicine; the impact of aging on society; struggle for a new world order	Global aging and adaptation to it; possible completion of the demographic transition in Africa	Traditional and religious ideologies in Africa and parts of Islamic countries	8.37–8.65 billion (forecast) ³⁰
Mature phases of the Scientific-Cybernetic Production Principle	2070s–2120s	Growth of conservatism, the final formation of new social institutions associated with aging	Noticeable increase in life expectancy; growth of adaptability to aging and disability due to the mass distribution of technological technologies among the population ³¹	Conservatism of the aging society; dangers of excessive techno-medical power; unpredictable dangers	10–12 billion (according to different forecasts; see End-note 30)

Conclusion. Major Demographic Transformations and Types of Population Reproduction in the Historical Process

Thus, within the historical process we identify six largest world-system demographic transformations (LDT) and four types of population reproduction (TPR). It is worth making clarifications about the correlation between LDT and TPR and explaining the difference in their numbers. Each production principle corresponds to its own type of population reproduction (see Table 4 below).

²⁹ Akimov 1999; Shcherbakova 2011.

³⁰ UN Population Division 2023.

³¹ Among all population groups, but especially among the elderly, disabled and incapacitated (requiring constant care).

The type is not formed immediately but in two stages since the technological development within the production principle is not linear either, but has a staged development with large leaps from one level to another. Therefore, *for each type of population reproduction (TPR), we identify two major demographic transformations* (see Column 4 in Table 4). However, the first, that is the Hunter-Gather, production principle is not associated with any world-system demographic transformation (LDT), with a possible exception for the Upper Paleolithic or Human Revolution of about 45,000 years before present. Accordingly, the TPR of the Hunter-Gather Production Principle is not associated with LDT, except for the origin of *Homo sapiens sapiens* culture around 45–40 thousand years ago (a period called the Upper Paleolithic or Human Revolution). Therefore, the remaining three TPRs (corresponding to Craft-Agrarian, Trade-Industrial and Scientific-Cybernetic Production Principles) quite logically correspond to the six largest demographic transformations. Their characteristics are systematized in Table 4 ('The largest world-systemic demographic transformations'). Let us recall that the fifth LDT ('adaptation to aging') is still emerging, while the sixth is very likely but still hypothetical. Also, the fourth TPR is still evolving, although many of its features have already manifested themselves.

The first two *world-system demographic transformations* (LDT) relate to the Craft-Agrarian Production principle (the first one took place during the first two phases of the Agrarian Revolution, the second began in the final phase of the Agrarian Revolution and ended already at the mature stages of the Craft-Agrarian Production Principle). The third LDT occurred during the Trade-Industrial Production Principle; and the fourth demographic transformation took place at the end of the Industrial Production Principle and the start of the Cybernetic Revolution (it involved the developing countries, as we have already pointed above).

Finally, during the first two phases of the Cybernetic Revolution (the 1950s – 2020s), the fifth LDT has been actively going on and the features of a new type of population reproduction (TPR) are being formed. By the way, we may note here that some signs of the next LDT can be retrospectively guessed already at the last stages of the previous production principle. For example, in the first half of the 20th century it is evident in a number of European countries, where the birth rate approached the replacement level. And this is already typical for the Cybernetic Production Principle. Today, the signs of the coming demographic transformation can also be traced.

And at the final phase of the Cybernetic Revolution, we assume the beginning of the transition to a new LDT (LDT-6), which will take place already at the mature phases of the Scientific-Cybernetic Production Principle. So, for the formation of the future cybernetic society we expect a new (future) world-system demographic transformation, which we denote as 'techno-bio-medical' (see line 6 in Table 4). Also, the fourth type of population reproduction (TPR) is developing (see line 4 in Table 3), although many of its features can be already identified.

Table 4. The Largest World-System Demographic Transformations (LDTs)

No	Name	Description	Type of population reproduction	Correspondence to the stages of the production principle	Dates	Part of the World-System
1	Neolithic	Transition from medium-high fertility among hunter-gatherers to a model of high fertility among primitive farmers with transition from medium-high to high mortality; ³² although generally small, but more or less constant natural increase appeared. ³³ Yet this is a model of high fertility with a limited ecological niche	Slow growth	Initial and modernization phases of the Agrarian Revolution	10,000–5,000 years ago	Different regions of Eurasia and North Africa ³⁴
2	Civilizational	Development of the established model with a high birth rate and the achievement ³⁵ of a somewhat lower mortality for a significant part of population on the basis of a capacious ecological niche, which made it possible to increase natural growth and consequently the population growth; as well as improve the quality of life	Slow growth	Final phase of the Agrarian Revolution and mature stages of the Craft-Agrarian production principle	5,000–500 years ago	In the most part of the Afrasian world-system and partly in American world-systems
3	Anti-Malthusian	Transition to a model of reduced mortality while maintaining a relatively high birth rate; this resulted a high natural growth rate	Fast growth	Final phase of the Industrial Revolution and mature stages of Industrial production principle	1700s–1930s	In Europe, North-America and several other places
4	Third World	Transition to a model of considerably reduced mortality while maintaining a high birth rate; all this gave rise to an explosive global population growth	Fast growth	Last stage of the Industrial Production Principle and initial phase of the Cybernetic Revolution	1890–1980	In the developing countries

³² At the same time, the birth rate increased significantly more than the death rate.

³³ A higher birth rate also determined a higher mortality rate, primarily child mortality, but it is important that the number of surviving children (per 100 people of the population) among agriculturalists was noticeably higher than among hunters. Due to this, natural growth accelerated.

³⁴ = Afroeurasian World System.

³⁵ In a number of cases.

Continuation of Table 4

No	Name	Description	Type of population reproduction	Correspondence to the stages of the production principle	Dates	Part of the World-System
5	Adaptation to aging	Transition to a model of an elderly society with relatively low mortality and very low birth rates, minimal growth and an increase in the share of the elderly and old population	Qualitative changes	Initial, modernization and final phase of the Cybernetic Revolution	1960–2050	In the majority of the World System countries
6	Techno-bio-medical	Transition to the model of total technological support for health and quality of biological life with the stabilization (or reduction) of the population, with a very large proportion of the elderly population	Qualitative changes	Final phase of the Cybernetic Revolution, mature stages of the Cybernetic Production principle, and probably beyond it	2060s – 2220s	within the World System

The main characteristics of all four types of population reproduction (TPRs) are described in Table 5 ('Production principle and type of population reproduction'). The formation of TPR took place during the whole production principle and could even partially involve the subsequent production principle (as we can see by the example of the Trade-Industrial and Scientific-Cybernetic Production Principles). *It is very important that the type of population reproduction associated with the Cybernetic Production Principle changes and will change dramatically the previous trajectory of the development of demographic trends*, replacing quantitative growth with qualitative changes in the life of the whole population and every individual. Therefore, an important conclusion can be repeated: in contrast to the rate of technological growth, which accelerates over time from phase to phase (see Grinin, Grinin, and Korotayev 2020), the rate of demographic growth from phase to phase begins to slow down starting from the 1970s.

Table 5. Production Principles and Types of Population Reproduction

No	Production Principle	Type of Population Reproduction (TPR)	Birth rate	Death Rate	Natural increase	Life expectancy	Settlement type	Quality of biological life ³⁶
1	Hunter-Gatherer	Simple reproduction (natural)	Medium-high ³⁷	Medium-high for all population groups ³⁸	Very low	Medium low	No permanent settlements	Low
2	Craft-Agrarian	Slow growth (socio-natural)	Very high ³⁹	High (especially for children) ⁴⁰	Low with a tendency to slow acceleration	Average low; but higher for adults	Rural settlements; but the number of dwellers is gradually growing	Low (while improving in some aspects)
3	Trade-Industrial	Fast growth (socio-quantitative)	High	Medium-low	High	Medium-high	Cities	Medium
4	Scientific-Cybernetic	Qualitative changes (socio-qualitative)	Low	Low	Low	High and very high	Deurbanization	High

References

- Akimov A. 1999.** On the Threshold of Today's Billion. Population and Society. *Informatsionnyy byulleten' tsentra demografii i ekologii cheloveka instituta narodokhozyaystvennogo prognozirovaniya RAN* No. 39, September. In Russian (Акимов А. На пороге сегодняшнего миллиарда. Население и общество. Информационный бюллетень центра демографии и экологии человека института народохозяйственного прогнозирования РАН № 39, сентябрь).
- Aleshkovski I., Gasparishvili A., and Grebenyuk A. 2023.** The Changing Landscape of Russia's Emigration from 1990 to 2020: Trends and Determinants. *Journal of Globalization Studies* 14(1): 42–65.
- Andrianov B. V. 1978.** *Agriculture of Our Ancestors*. Moscow: Nauka. In Russian (Андрианов Б. В. *Земледелие наших предков*. М.: Наука).

³⁶ Includes a certain comfort level, the development of medicine and care services, including ones for the elderly and the disabled.

³⁷ Twenty-five–thirty life births per thousand per year.

³⁸ Twenty-five–thirty deaths per thousand per year.

³⁹ More than 45 live births per thousand per year.

⁴⁰ More than 40 deaths per thousand per year.

- Arab-Ogly E. A. 1978.** *Demographic and Environmental Forecasts. Criticism of Modern Bourgeois Concepts.* Moscow: Statistika. In Russian (Араб-Оглы Э. А. Демографические и экологические прогнозы. Критика современных буржуазных концепций. Москва: Статистика).
- Armengaud A. 1976.** Population in Europe 1700–1914. *The Industrial Revolution, 1700–1914* / Ed. by C. M. Cipolla, pp. 22–76. London – New York: Harvester Press, Barnes & Noble.
- Bairoch P. 1971.** *Le tiers-monde dans l'impasse. Le démarrage économique du XVIIIe au XXe siècle.* Paris: Gallimard.
- Barsukov V. N. 2019.** From the Demographic Dividend to Population Ageing: World Trends in the System-Wide Transition. *Economic and Social Changes: Facts, Trends, Forecast* 12(4): 167–182. DOI: 10.15838/esc.2019.4.64.11.
- Biraben J.-N. 1980.** An Essay Concerning Mankind's Evolution. *Population* 4: 1–13.
- Bloom D. E., and Canning D. 2008.** Global Demographic Change: Dimensions and Economic Significance. *Population and Development Review* 34: 17–51.
- Bloom D. E., and Williamson J. G. 1998.** Demographic Transitions and Economic Miracles in Emerging Asia. *World Bank Economic Review* 12(3): 419–455.
- Bloom D. E., Canning D., Fink G., and Finlay J. 2007.** Does Age Structure Forecast Economic Growth? *International Journal of Forecasting* 23(4): 569–585. DOI: 10.1016/j.ijforecast.2007.07.001
- Bocquet-Appel J. P. 2011.** When the World's Population Took Off: The Springboard of the Neolithic Demographic Transition. *Science* 333(6042): 560–561.
- Bruxelles L., and Jarry M. 2011.** Climatic Conditions, Settlement Patterns and Cultures in the Paleolithic: The Example of the Garonne Valley (southwest France). *Journal of Human Evolution* 61(5): 538–548.
- Caldwell J. C., Caldwell B. K., Caldwell P., McDonald P. F., and Schindlmayr T. 2006.** *Demographic Transition Theory.* Springer. DOI: 10.1007/978-1-4020-4498-4
- Cameron R. 2001.** *A Brief Economic History of the World from the Paleolithic to the Present Day.* Moscow: Rosspan. In Russian (Камерон Р. Краткая экономическая история мира от палеолита до наших дней. М.: Росспэн).
- Chesnais J. C. 1992.** *The Demographic Transition: Stages, Patterns, and Economic Implications: A Longitudinal Study of Sixty Seven Countries Covering the Period 1720–1984.* Oxford: Clarendon Press.
- Chesnais J. C. 1998.** US Population after 1945. Population and Society. *Information bulletin of the Center for Demography and Human Ecology of the Institute of Economic Forecasting of the Russian Academy of Sciences.* URL: <http://www.demoscore.ru/acrobat/ps29.pdf>. In Russian (Чесне Ж. С. Население США после 1945 года. Население и общество. Информационный бюллетень центра демографии и экологии человека института народохозяйственного прогнозирования РАН).

- Childe G. 2012 [1942].** *The Rise and Fall of Ancient Civilizations. The Distant Past of Humanity.* Moscow: Tsentrpoligraf. *In Russian* (Чайлд Г. Расцвет и падение древних цивилизаций. Далёкое прошлое человечества. М.: Центрполиграф).
- Choucri N. 1974.** *Population Dynamics and International Violence: Propositions, Insights, and Evidence.* Lexington Books.
- Christian D. 2004.** *Maps of Time: An Introduction to Big History.* Berkeley, CA: University of California Press.
- Claessen H. J. M. 2002.** Was the State Inevitable? *Social Evolution & History* 1(1): 101–117.
- Claessen H. J. M. 2010.** On Early States – Structure, Development, and Fall. *Social Evolution & History* 9(1): 3–51.
- Claessen H. J. M. 2016.** The Emergence of Pristine States. *Social Evolution & History* 15(1): 3–57.
- Claessen H. J. M. and van de Velde P. 1985.** The Evolution of Sociopolitical Organization. *Development and Decline. The Evolution of Sociopolitical Organization* / Ed. by H. J. M. Claessen, P. van de Velde, and E. M. Smith, pp. 1–12. South Hadley, MA: Bergin & Garvey.
- Clark C. 1967.** *Population Growth and Land Use.* New York: St. Martin's Press.
- Clark G. A., Barton C. M., and Straus L. G. 2019.** Landscapes, Climate Change and Forager Mobility in the Upper Paleolithic of Northern Spain. *Quaternary International* 515: 176–187.
- Clark G. 2007.** *A Farewell to Alms: A Brief Economic History of the World.* Princeton – Oxford: Princeton University Press.
- Coale A. 1983.** Frank W. Notestein, 1902–1983. *Population Index* 49: 3–12.
- Coale A. 2013.** On the 30th Anniversary of the Death of Frank Notestein. *Demoskop weekly* 575–576 (November 18 – December 1). URL: <http://www.demoscope.ru/weekly/2013/0575/nauka01.php>. *In Russian* (Коул Э. К 30-летию со дня смерти Фрэнка Ноутстайна. *Демоскоп weekly*, 575–576 (18 ноября – 1 декабря)).
- Cohen M. N. 1998.** Were Early Agriculturalists Less Healthy Than Food Collectors? *Research Frontiers in Anthropology* / Ed. by C. R. Ember, M. Ember, and P. N. Pergrine, pp. 61–83. Prentice Hall.
- Cohen M. N. 2009.** Introduction: Rethinking the Origins of Agriculture. *Current Anthropology* 50(5): 591–595. DOI: 10.1086/603548
- Cohen M. N., and Armelagos G. J. (Eds.) 1984.** *Paleopathology at the Origins of Agriculture.* Academic Press.
- Cohen M. N., and Crane-Kramer G. (Eds.) 2007.** *Bioarchaeological Interpretations of the Human Past: Local, Regional, and Global Perspectives Series.* University Press of Florida.
- Davis S. 2002.** Urbanization as Spontaneous Order. *Inliberty*. URL: <https://old.inliberty.ru/library/457-urbanizaciya-kak-spontannyu-poryadok>. *In Russian* (Дэвис С. Урба-

- низация как спонтанный порядок. *Inliberty*. URL: <https://old.inliberty.ru/library/457-urbanizaciya-kak-spontannyy-poryadok>).
- Deane P. 1965.** *The First Industrial Revolution*. Cambridge, UK: University Press.
- Dolghikh B. O. 1960.** *The Clan and Tribal Composition of the Peoples of Siberia in the 17th century*. Moscow: Izd-vo AN SSSR. *In Russian* (Долгих Б. О. Родовой и племенной состав народов Сибири в XVII в. Москва: Изд-во АН СССР).
- Durand J. D. 1974.** *Historical Estimates of World Population: An Evaluation*. University of Pennsylvania, Population Center, Analytical and Technical Reports.
- Durand J. D. 1977.** Historical Estimates of World Population. An Evaluation. *Population and Development Review* 3(3): 253–296.
- Dyson T. 2010.** *Population and Development. The Demographic Transition*. London: Zed Books.
- Efremov I. 2023.** Global Fertility Changes in the Background of the COVID-19 Pandemic. *Journal of Globalization Studies* 14(2): 165–170.
- Galich Z. N. 1986.** Comparative Characteristics of the Basic Structures of Europe and Asia on the Eve of the Industrial Revolution. *Historical Factors of Social Reproduction in the Countries of the East* / Ed. by L. I. Reisner, and B. I. Slavny, pp. 184–216. Moscow: Nauka. *In Russian* (Галич З. Н. К сравнительной характеристике базисных структур Европы и Азии в канун промышленной революции. Исторические факторы общественного воспроизводства в странах Востока / Ред. Л. И. Рейснер, Б. И. Славный, с. 184–216. М.: Наука).
- Goldstone J. A. 2001.** Demography, Environment, and Security: An Overview. *Demography and National Security* / Ed. by M. Weiner, and S. S. Russell, pp. 38–61. Berghahn Books.
- Goldstone J. 2002.** Population and Security: How Demographic Change Can Lead to Violent Conflict. *Journal of International Affairs* 56(1): 3–21.
- Goldstone J. A. 2016.** *Revolution and Rebellion in the Early Modern World: Population Change and State Breakdown in England, France, Turkey, and China, 1600–1850*. 2nd ed. Routledge.
- Goldstone J. A., Kaufmann E. P., and Toft M. D. (Eds.) 2012.** *Political Demography: How Population Changes Are Reshaping International Security and National Politics*. Oxford University Press.
- Grinin A., and Grinin L. 2021.** Cyborgization: To Be or Not to Be? *Evolution: Trajectories of Social Evolution* / Ed. by L. E. Grinin, and A. V. Korotayev, pp. 187–202. Volgograd: 'Uchitel' Publishing House.
- Grinin L. E. 2006.** *Productive Forces and Historical Process*. 3rd ed. Moscow: КомКнига. *In Russian* (Гринин Л. Е. Производительные силы и исторический процесс. Москва: КомКнига).
- Grinin L. E. 2010.** *State and Historical Process: Evolution of Statehood: From an Early State to a Mature one*. 2nd ed. Moscow: LIBROKOM. *In Russian* (Гринин Л. Е.

Государство и исторический процесс: Эволюция государственности: От раннего государства к зрелому. 2-е изд. Москва: ЛИБРОКОМ).

- Grinin L. E. 2011.** *State and Historical Process: The Era of State Formation. The General Context of Social Evolution during the Formation of the State.* 2nd ed. Moscow: LKI. In Russian (Гринин Л. Е. *Государство и исторический процесс. Эпоха формирования государства. Общий контекст социальной эволюции при образовании государства.* 2-е изд. Москва: ЛКИ).
- Grinin L. E., and Grinin A. L. 2015.** *From Bifaces to Nanorobots. The World on the Way to the Epoch of Self-Regulating Systems (History of Technologies and Description of Their Future Development).* Moscow: Moscow Branch of 'Uchitel' Publishing House. In Russian (Гринин Л., Гринин А. *От рубил до нанороботов. Мир на пути к эпохе самоуправляемых систем (история технологий и описание их будущего).* М.: Учитель).
- Grinin L., Grinin A., and Korotayev A. 2020.** A Quantitative Analysis of Worldwide Long-Term Technology Growth: From 40,000 BCE to the Early 22nd Century. *Technological Forecasting and Social Change* 155 (June), 119955. DOI: 10.1016/j.techfore.2020.119955
- Grinin L., Grinin A., and Korotayev A. 2023a.** Global Aging – an Integral Problem of the Future. How to Turn a Problem into a Development Driver? *Reconsidering the Limits to Growth. A Report to the Russian Association of the Club of Rome* / Ed. by V. Sadovnichy, et al. pp. 117–138. Springer. DOI: 10.1007/978-3-031-34999-7_7
- Grinin L., Grinin A., and Korotayev A. 2023b.** Global Aging and Our Futures. *World Futures* 79(5): 536–556. DOI: 10.1080/02604027.2023.2204791
- Grinin L. E., and Korotayev A. V. 2012a.** The Afroeurasian World-System: Genesis, Transformations, Characteristics. *Routledge Handbook of World-Systems Analysis* / Ed. by S. J. Babones, and Ch. Chase-Dunn, pp. 30–41. London – New York: Routledge.
- Grinin L., and Korotayev A. 2012b.** *Cycles, Crises, Traps of the Modern World System. Study of Kondratieff, Juglar and Secular Cycles, Global Crises, Malthusian and post-Malthusian Traps.* Moscow: LKI. In Russian (Гринин Л. Е., Коротаев А. В. *Циклы, кризисы, ловушки современной Мир-Системы. Исследование кондратьевских, жюгляровских и вековых циклов, глобальных кризисов, мальтузианских и постмальтузианских ловушек.* М.: ЛКИ).
- Grinin L. E., and Korotayev A. V. 2015.** *Great Divergence and Great Convergence. A Global Perspective.* Springer International Publishing.
- Grinin L. E., and Korotayev A. V. 2018.** Origins of Globalization in the Framework of the Afroeurasian World-System History. *Comparing Globalizations, World-Systems Evolution and Global Future* / Ed. by T. D. Hall, pp. 37–70. Cham: Springer. DOI: 10.1007/978-3-319-68219-8_3
- Grinin L. E., Korotayev A. V., and Malkov S. Yu. 2008a.** Mathematical Models of Socio-Demographic Cycles and Escape from the Malthusian trap: Some Possible Directions for Further Development. *Problems of Mathematical History. Mathematical*

- Modeling of Historical Processes* / Ed. by G. G. Malinetsky, A. V. Korotayev, pp. 78–117. Moscow: LIBROKOM/URSS. *In Russian* (Гринин Л. Е., Коротаев А. В., Малков С. Ю. Математические модели социально-демографических циклов и выхода из мальтузианской ловушки: некоторые возможные направления дальнейшего развития. *Проблемы математической истории. Математическое моделирование исторических процессов* / Ред. Г. Г. Малинецкий, А.В. Коротаев, с. 78–117. Москва: ЛИБРОКОМ/УРСС).
- Grinin L. E., Korotayev A. V., and Malkov S. Yu. 2008b.** Some Possible Directions for Further Development of Mathematical Models of Socio-Demographic Cycles. *Newsletter of the History and Computer Association* / Ed. by L. I. Borodkin, No. 35. pp. 30–31. *In Russian* (Гринин Л. Е., Коротаев А. В., Малков С. Ю. Некоторые возможные направления дальнейшего развития математических моделей социально-демографических циклов / Ред. Л. И. Бородкин, *Информационный бюллетень Ассоциации «История и компьютер»* № 35, с. 30–31).
- Grinin L. E., Malkov S. Yu., Gusev V. A., and Korotayev A. V. 2009.** Some Possible Directions for the Development of the Theory of Socio-Demographic Cycles and Mathematical Models for Escaping the ‘Malthusian Trap’. *History and Mathematics. Processes and Models* / Ed. by S. Yu. Malkov, L. E. Grinin, A. V. Korotayev, pp. 134–210. Moscow: Knizhnyy dom ‘Librokom’. *In Russian* (Гринин Л. Е., Малков С. Ю., Гусев В. А., Коротаев А. В. Некоторые возможные направления развития теории социально-демографических циклов и математические модели выхода из «мальтузианской ловушки». *История и математика. Процессы и модели* / Ред. С. Ю. Малков, Л. Е. Гринин, А. В. Коротаев, с. 134–210. Москва: Книжный дом «Либроком»).
- Groth H., May J. F., and Turbat V. 2019.** Policies Needed to Capture a Demographic Dividend in Sub-Saharan Africa. *Canadian Studies in Population* 46(1): 61–72. DOI: 10.1007/s42650-019-00005-8
- Hawksworth J., and Cookson G. 2008.** *The World in 2050. Beyond the BRICs: A Broader Look at Emerging Market Growth Prospects.* PricewaterhouseCoopers.
- Huang P. C. C. 2002.** Development or Involution in Eighteenth-Century Britain and China? A Review of Kenneth Pomeranz’s ‘The Great Divergence: China, Europe, and the Making of the Modern World Economy’. *The Journal of Asian Studies* 61(2): 501–538.
- Kapitza S. P. 2006.** On the Acceleration of Historical Time. *History and Mathematics: The Problems of Periodization of Historical Macroprocesses* / Ed. by L. E. Grinin, A. V. Korotayev, and S. Yu. Malkov, pp. 12–30. Moscow: KomKniga.
- Kapitza S. P. 2009.** *General Theory of Human Growth. How the Human World Grew and Where It Is Going.* Moscow: Al’pina non-fikshn. *In Russian* (Капица С. П. *Общая теория роста человечества. Как рос и куда идет мир человека.* Москва: Альпина нон-фикшн).
- Kapitza S. P., Kurdyumov S. P., and Malinetskiy G. G. 2003.** *Synergetics and Future Forecasts.* 2nd ed. Moscow: Editorial URSS. *In Russian* (Капица С. П., Курдю-

- мов С. П., Малинецкий Г. Г. *Синергетика и прогнозы будущего*. Изд. 2. Москва: Редакция УРСС).
- Khokhlova A., and Korotayev A. 2023.** The Dimensions of Sociopolitical Destabilization in MENA Region in Comparative Global Perspective. *Journal of Globalization Studies* 14(1): 67–94.
- Korotayev A. 2020a.** How Singular is the 21st Century Singularity? *The 21st Century Singularity and Global Futures. A Big History Perspective* / Ed. by A. Korotayev, and D. LePoire, pp. 571–595. Cham: Springer. DOI: 10.1007/978-3-030-33730-8_26
- Korotayev A. 2020b.** The 21st Century Singularity in the Big History Perspective. A Re-analysis. *The 21st Century Singularity and Global Futures. A Big History Perspective* / Ed. by A. Korotayev, and D. LePoire, pp. 19–75. Cham: Springer. DOI: 10.1007/978-3-030-33730-8_2
- Korotayev A., Grinin L., and Grinin A. 2021.** Mathematical Model of Interaction between Civilization Center and Tribal Periphery: A Description. *Social Evolution & History* 20(2): 50–78. DOI: 10.30884/seh/2021.02.03
- Korotayev A., Grinin L., and Grinin A. 2022.** Mathematical Model of Interaction between Civilization Center and Tribal Periphery: An Analysis. *Social Evolution & History* 21(1): 65–97.
- Korotayev A., and Khaltourina D. 2006.** *Introduction to Social Macrodynamics: Secular Cycles and Millennial Trends in Africa*. Moscow: KomKniga/URSS.
- Korotayev A. V., Komarova N. L., and Khaltourina D. A. 2007.** *Laws of History: Secular Cycles and Millennial Trends. Demography, Economics, War*. Moscow: KomKniga. In Russian (Коротаев А. В., Комарова Н. Л., Халтурина Д. А. *Законы истории: Вековые циклы и тысячелетние тренды. Демография, экономика, война*. Москва: КомКнига).
- Korotayev A., Malkov A., and Khaltourina D. 2006a.** *Introduction to Social Macrodynamics: Compact Macromodels of the World System Growth*. Moscow: KomKniga/URSS.
- Korotayev A., Malkov A., and Khaltourina D. 2006b.** *Introduction to Social Macrodynamics: Secular Cycles and Millennial Trends*. Moscow: KomKniga/URSS.
- Korotayev A. V., Malkov A. S., and Khaltourina D. A. 2007.** *Laws of History: Mathematical Modeling of the Development of the World System. Demography, Economics, Culture*. Moscow: KomKniga/URSS. In Russian (Коротаев А. В., Малков А. С., Халтурина Д. А. *Законы истории: Математическое моделирование развития Мир-Системы. Демография, экономика, культура*. Москва: КомКнига/УРСС).
- Korotayev A., Malkov S., and Grinin L. 2014.** A Trap at the Escape from the Trap? Some Demographic Structural Factors of Political Instability in Modernizing Social Systems. *History & Mathematics: Trends and Cycles* / Ed. by L. E. Grinin, and A. V. Korotayev, pp. 201–267. Volgograd: ‘Uchitel’ Publishing House.

- Korotayev A., Romanov D., Zinkina J., and Slav M. 2023.** Urban Youth and Terrorism: A Quantitative Analysis (Are Youth Bulges Relevant Anymore?). *Political Studies Review* 21(3): 550–574. DOI: 10.1177/14789299221075908
- Korotayev A., Sawyer P., Gladyshev M., Romanov D., and Shishkina A. 2021.** Some Sociodemographic Factors of the Intensity of Anti-Government Demonstrations: Youth Bulges, Urbanization, and Protests. *Sotsiologicheskoye Obozrenie = Russian Sociological Review* 20(3): 98–128. DOI: 10.17323/1728-192x-2021-3-98-128
- Korotayev A., Zinkina J., Goldstone J., and Shulgin S. 2016.** Explaining Current Fertility Dynamics in Tropical Africa from an Anthropological Perspective: A Cross-Cultural Investigation. *Cross-Cultural Research* 50(3): 251–280. DOI: 10.1177/1069397116644158
- Korotayev A., Zinkina J., Kobzeva S., Bogevolnov J., Khaltourina D., Malkov A., and Malkov S. 2011.** A Trap at the Escape from the Trap? Demographic-Structural Factors of Political Instability in Modern Africa and West Asia. *Cliodynamics* 2(2): 276–303. DOI: 10.21237/C7clio22217
- Kotschy R., Urtaza P. S., and Sunde U. 2020.** The Demographic Dividend is More than an Education Dividend. *Proceedings of the National Academy of Sciences* 117(42): 25982–25984. DOI: 10.1073/pnas.201228611
- Kozintsev A. G. 1980.** Transition to Agriculture and Human Ecology. *Early Farmers* N. A. Butinov and A. M. Reshetov, pp. 6–33. Leningrad: Nauka. *In Russian* (Козинцев А. Г. Переход к земледелию и экология человека. *Ранние земледельцы* / Ред. Н. А. Бутинов, А. М. Решетов, с. 6–33. Ленинград: Наука).
- Kremer M. 1993.** Population Growth and Technological Change: One Million B.C. to 1990. *The Quarterly Journal of Economics* 108(3): 681–716. DOI: 10.2307/2118405
- Landry A. 1934.** *La révolution démographique*. Paris.
- Lee R., and Mason A. 2006.** What is the Demographic Dividend? *Finance and Development* 43(3): 16–17.
- Lee R., and Mason A. 2011.** *Population Ageing and the Generational Economy: A Global Perspective*. Edward Elgar.
- Livi-Bacci M. 2017.** *A Concise History of World Population*. Wiley-Blackwell.
- Lutz W. 1994.** *The Future Population of the World. What Can We Assume Today?* L NASA: Earthscan Press.
- Maddison A. 2003.** *The World Economy: Historical Statistics*. Paris: OECD.
- Mantoux P. 1937 [1906].** *Industrial Revolution of the 18th Century in England*. Moscow: Sotsekgiz. *In Russian* (Манту П. Промышленная революция XVIII столетия в Англии. Москва: Соцэкгиз).
- McEvedy C., and Jones R. 1978.** *Atlas of World Population History*. New York, NY: Facts on File.

- Meadows D. H., Meadows D. L., Randers J., and Behrens W. W. 1972.** *The Limits to Growth: A Report for the Club of Rome's Project on the Predicament of Mankind.* Universe Books.
- Melyantsev V. A. 1996.** *East and West in the Second Millennium.* Moscow: MGU. In *Russian* (Мельянцев В. А. *Восток и Запад во втором тысячелетии.* Москва: МГУ).
- Minghinton W. 1976.** Patterns of Demand 1750–1914. *The Industrial Revolution, 1700–1914* / Ed. by C. M. Cipolla, pp. 77–186. London – New York: Harvester Press, Barnes & Noble.
- Mokyr J., and Foth H.-J. 2010.** Understanding Growth in Europe, 1700–1870: Theory and Evidence. *The Cambridge Economic History of Modern Europe 1700–1870* / Ed. by S. Broadberry, and K. H. O'Rourke, Vol. 1, pp. 7–42. Cambridge: Cambridge University Press.
- Moller H. 1968.** Youth as a Force in the Modern World. *Comparative Studies in Society and History* 10(3): 237–260. DOI: 10.2307/177801
- Parker G. 2013.** *Global Crisis: War, Climate Change, & Catastrophe in the Seventeenth Century.* Yale University Press.
- Reisner L. I. 1986.** The Genesis of the 'Science – Technology – Production' System in the Western European Region in the 16th–18th centuries and an Assessment of the Prospects for This Process in Eastern Societies of the Scientific and Technological Revolution Era. *Historical Factories of Social Reproduction in the Countries of the East* / Ed. by L. I. Reisner, and B. I. Slavny, pp. 111–148. Moscow: Nauka. In *Russian* (Рейснер Л. И. Генезис системы «наука – техника – производство» в западно-европейском регионе в XVI–XVIII вв. и оценка перспективы этого процесса в восточных обществах эпохи НТР. *Исторические фабрики общественного воспроизводства в странах Востока* / Ред. Л. И. Рейснер, Б. И. Славный, с. 111–148. Москва: Наука).
- Romanov D., Meshcherina K., and Korotayev A. 2021.** The Share of Youth in the Total Population as a Factor of Intensity of Non-Violent Protests: A Quantitative Analysis. *Polis. Political Studies* 3: 166–181. DOI: 10.17976/jpps/2021.03.11
- Russel J. G. 1975.** Population in Europe 500–1500. *The Fontana Economic History of Europe* / Ed. by C. M. Cipolla, pp. 25–70. *The Middle Ages.* Collins / Fontana Books.
- Sakevich V. 2003.** Abortion is a Distorting Mirror of Demographic Policy. *Demoskop Weekly*, 123–124, August 25 – September 7. URL: <http://www.demoscope.ru/weekly/2003/0123/analit01.php#3>. In *Russian* (Сакевич В. Аборт – кривое зеркало демографической политики. *Demoscope Weekly*, 123–124, 25 августа – 7 сентября).
- Sawyer P., Romanov D., Slav M., and Korotayev A. 2022.** Urbanization, the Youth, and Protest: A Cross-National Analysis. *Cross-Cultural Research* 56(2–3): 125–149. DOI: 10.1177/106939712111059762

- Shcherbakova Ye. M. 2011.** In October 2011, the World Population Will Exceed 7 Billion People. *Demoscope Weekly*, 481–482, October 10–23. URL: <http://www.demoscope.ru/weekly/2011/0481/barom01.php>. In Russian (Щербакова Е. М. В октябре 2011 года численность населения мира превысит 7 миллиардов человек. *Demoskop Weekly*, 481–482, 10–23 октября).
- Shulgin S., Shulgin A., and Zinkina J. 2023.** Demographic Globalization: Contribution to Global Economic Growth in Long-Term. *Journal of Globalization Studies* 14(2): 40–54.
- Tanton J. H. 1994.** End of the Migration Epoch? Time for a New Paradigm. *The Social Contract* 4(3): 162–173.
- Thomlinson R. 1975.** *Demographic Problems: Controversy over Population Control*. 2nd ed. Encino, CA: Dickenson.
- Trevelyan G. M. 1959.** *Social History of England. A Survey of Six Centuries from Chaucer to Queen Victoria*. Moscow: Izd-vo in. lit-ry. In Russian (Треvelyян Г. М. Социальная история Англии. Обзор шести столетий от Чосера до королевы Виктории. Москва: Изд-во ин. лит-ры).
- Turchin P., and Nefedov S. 2009.** *Secular Cycles*. Oxford – Princeton: Princeton University Press.
- UN Population Division. 2023.** *United Nations Population Division Database*. United Nations. URL: <http://www.un.org/esa/population>.
- Urdal H. 2004.** *The Devil in the Demographics: The Effect of Youth Bulges on Domestic Armed Conflict, 1950–2000*. World Bank.
- Urdal H. 2006.** A Clash of Generations? Youth Bulges and Political Violence. *International Studies Quarterly* 50(3): 607–629. DOI: 10.1111/j.1468-2478.2006.00416.x
- Urlanis B. Ts. 1941.** *Population Growth in Europe*. Moscow: OGIZ-Gospolitizdat. In Russian (Урланис Б. Ц. Рост населения в Европе. Москва: ОГИЗ-Госполитиздат).
- Urnov M. Yu. 2022.** *The World-System is at a Turning Point: Changing the Balance of Power between the Countries of the Core and the Periphery and the Beginning of the Global Crisis*. Moscow: LENAND. In Russian (Урнов М. Ю. Мир-система на переломе: Изменение баланса сил между странами ядра и периферии и начало глобального кризиса. Москва: ЛЕНАНД).
- Valentey D. I. (Ed.) 1974.** *Marxist-Leninist Theory of Population*. 2nd ed. Moscow: Mysl'. In Russian (Валентей Д. И. (Ред.) Марксистско-ленинская теория народонаселения. 2-е изд. Москва: Мысль).
- Vishnevsky A. G. 2005.** *Selected Works on Demography*. In 2 vols. Vol. 1. *Demographic Theory and Demographic History*. Moscow: Nauka. In Russian (Вишнеvский А. Г. Избранные демографические труды. В двух томах Том 1. Демографическая теория и демографическая история. М.: Наука).
- Vollset S. E., Goren E., Yuan C.-W., Cao J., Smith A. E., Hsiao T., et al. 2020.** Fertility, Mortality, Migration, and Population Scenarios for 195 Countries and Territo-

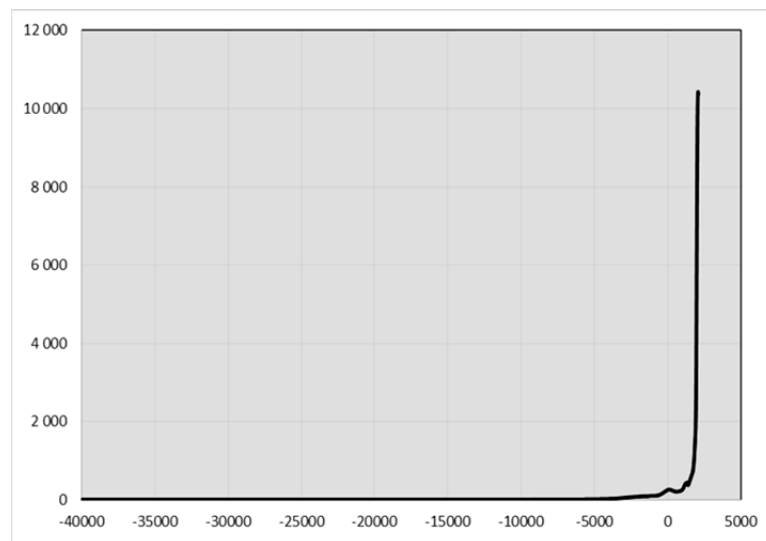
- ries from 2017 to 2100: A Forecasting Analysis for the Global Burden of Disease Study. *The Lancet* 396(10258): 1285–1306. DOI: 10.1016/S0140-6736(20)30677-2
- Weber H. 2019.** Age Structure and Political Violence: A Re-assessment of the ‘Youth Bulge’ Hypothesis. *International interactions* 45(1): 80–112. DOI: 10.1080/03050629.2019.1522310
- Waller M. 2003.** *London 1700*. Smolensk: Rusich.
- Zhigalkin Yu. 2021.** *Mysteries of the Coronavirus: Excess Deaths in the US and Russia*. URL: <https://www.svoboda.org/a/tayny-koronavirusa-izbytochnaya-smertnostj-v-ssha-i-rossii/31466295.html>. In *Russian* (Жигалкин Ю. Тайны коронавируса: избыточная смерть в США и России. *Радио Свобода*).
- Zinkina J. V., and Andreev A. I. 2020.** The Demographic History and Current Age Structure in Latin America: The Youth Bulge and Implications for Sociopolitical Stability. *Journal of Globalization Studies* 11(2): 23–34.
- Zinkina J., Christian D., Grinin L., Ilyin I., Andreev A., Aleshkovski I., Shulgin S., and Korotayev A. 2019.** *A Big History of Globalization: The Emergence of a Global World System*. Springer. DOI: 10.1007/978-3-030-05707-7
- Zinkina J., and Korotayev A. 2014.** Explosive Population Growth in Tropical Africa: Crucial Omission in Development Forecasts (Emerging Risks and Way Out). *World Futures* 70(4): 271–305. DOI: 10.1080/02604027.2014.894868
- Yakubsky V. A. 1975.** *The Problems of the Agrarian History of Late Medieval Poland*. Leningrad: Publishing house of Leningrad State University. In *Russian* (Якубский В. А. *Проблемы аграрной истории позднесредневековой Польши*. Л.: Изд-во ЛГУ).

Appendix

Table 1. Dynamics of the global population growth

Date	World population	Time to grow by 1 billion
1801	1 billion	> 200,000 years
1925	2 billion	124 years
1960	3 billion	35 years
1974	4 billion	14 years
1987	5 billion	13 years
1998	6 billion	11 years
2010	7 billion	12 years
2022	8 billion	12 years
2037	9 billion	15 years
2058	10 billion	21 years
?	11 billion	?

Sources: Akimov 1999 (till 1950); UN Population Division 2023 (empirical estimates for 1950–2021; medium projection for 2022–2100).

**Fig. 1.** World population dynamics, millions, 40,000 BCE – 2021 CE, with the UNPD medium projection till 2100

Sources: Kremer 1993; Livi-Bacci 2017; Korotayev 2020a; UN Population Division 2023.

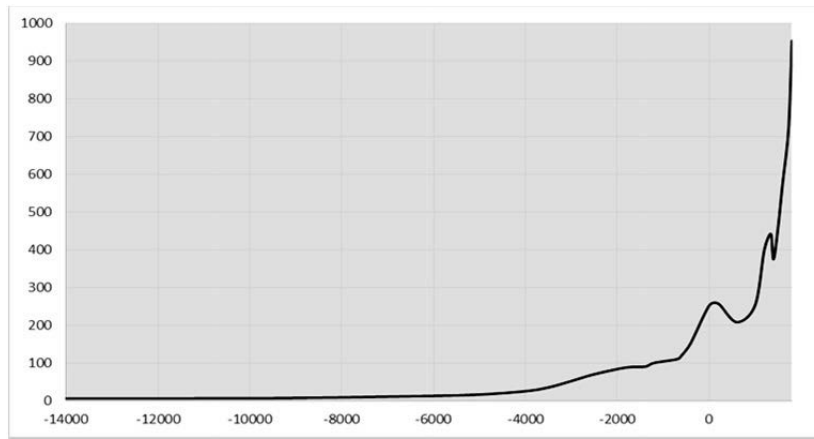


Fig. 2. World population dynamics, millions, 14,000 BCE – 1800 CE, natural scale

Sources: Livi-Bacci 2017; Korotayev 2020a.

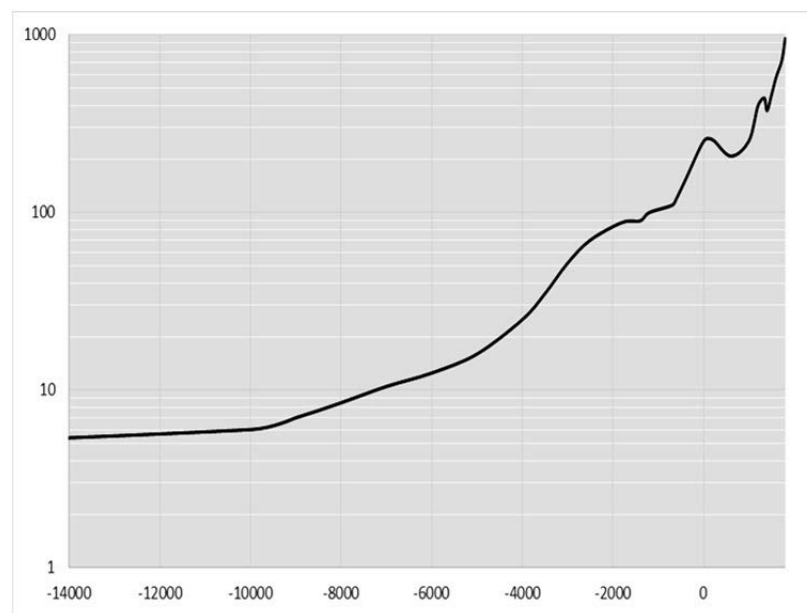


Fig. 3. World population dynamics, millions, 14,000 BCE – 1800 CE, logarithmic scale

Sources: Kremer 1993; Livi-Bacci 2017; Korotayev 2020a.

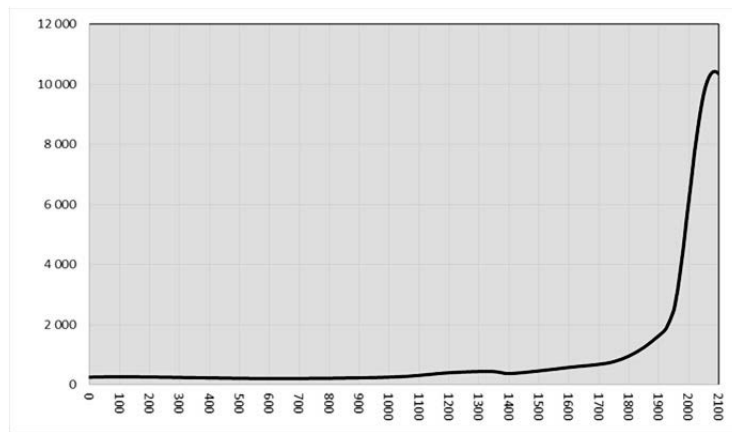


Fig. 4. World population dynamics, millions, 1 – 2021 CE, with the UNPD medium projection till 2100

Sources: Kremer 1993; Livi-Bacci 2017; Korotayev 2020a; UN Population Division 2023.

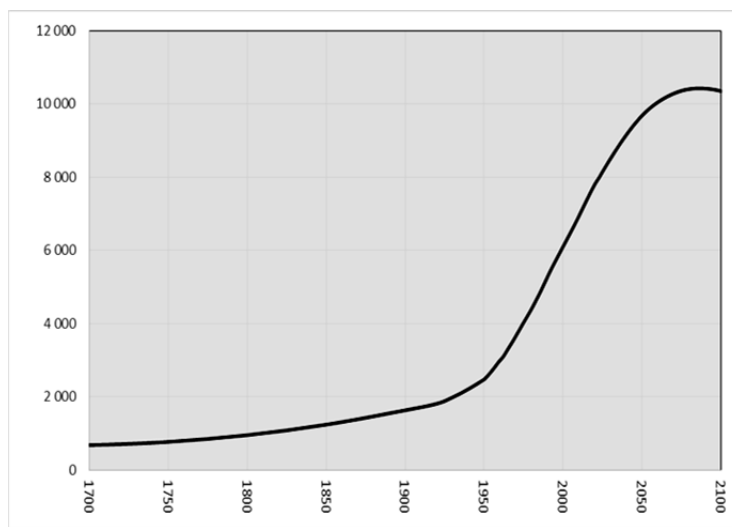


Fig. 5. World population dynamics, millions, 1700 – 2021 CE, with the UNPD medium projection till 2100

Sources: Kremer 1993; Livi-Bacci 2017; Korotayev 2020a; UN Population Division 2023.